


Homework 14.6.24


Change these analogue times to digital times.



Sheffield to London	
Depart Sheffield	Arrive London
8:45	11:00
9:00	11:15
9:30	11:45
10:00	
	12:45


Sophie is catching the train to London from Sheffield.

1. Which train is the next train she can catch?



2. How many minutes late was she for the previous train?

3. What time will she arrive in London?
Can you show this on Sophie's watch?




4. Use the timetable to work out how long it takes to get from Sheffield to London.
Complete the table to show the missing times.

Shop opening times		Closing times
Monday	9:15	
Tuesday	9:30	
Wednesday		
Thursday	9:00	
Friday	9:30	
Saturday	9.45	
Sunday		


Sophie is waiting for the shop to open on Monday.

1. How long will she have to wait?



2. On Wednesday, the shop opens 15 minutes later than on Tuesday. Write in the table to show the time that it opens.

3. On Sunday, Sophie's watch is showing this time when the shop opens. Write in the table to show the time that it opens.



4. How much later does the shop open on Friday than on Thursday?

5. The shop is open for 2 hours and 15 minutes every day. Can you write in the times it closes each day?